

TYPICAL PHOENIX CANOPY:

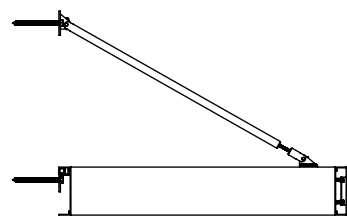
PROJECTION: 4'-0"
 FRAME WIDTH: 7'-4"
 TIE-BACK HEIGHT: 2'-0"
 OPEN FRAME

STANDARD SIZE RANGE:

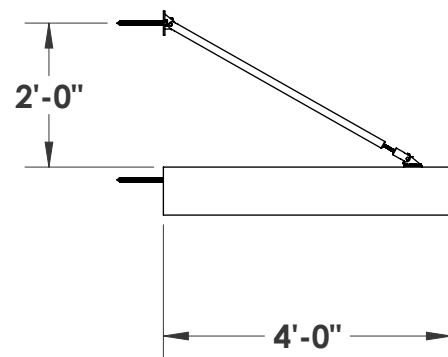
PROJECTION: 1'-4" to 6'-0"
 END FRAME WIDTH: 1'-0" to 14'-8"
 STANDARD FRAME WIDTH: 1'-0" to 14'-8"
 TIE-BACK HEIGHT: 2'-0" to 3'-0"

OPTIONS:

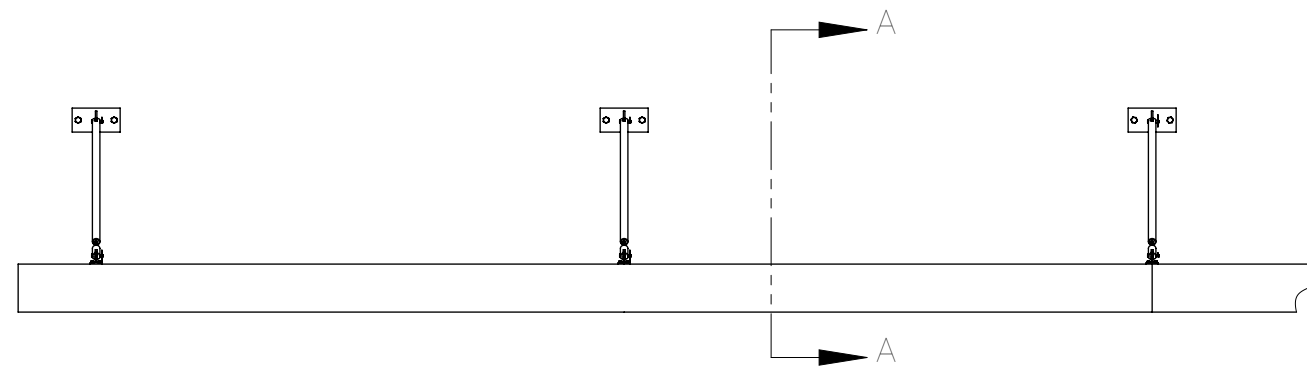
PROJECTION: >6'-0" (require add'l eng)
 HIGH WIND/SNOW LOAD: YES NO
 LOUVER INSERT: YES NO
 RAIN PAN INSERT: YES NO



SECTION A-A



4'-0"



ADJUSTABLE TO
FIT BUILDING

7'-4"
TIE-BACK SPACING

3'-8"
PURLIN SPACING

8'-5"
END FRAME

7'-4"
STANDARD FRAME



Ball Ground, Ga. 30107
 www.awnexinc.com
 Ph. 770-704-7140 Fax 770-704-7647

VERSITAL CANOPY WITH
SUN AND WATER CONTROL

SPECIFY FOR:

- DT PICK-UP WINDOWS
- ENTRY WAYS
- DT LANES
- WALKWAYS

DRAWING NAME: TYPICAL PHOENIX CANOPY

REV	DATE	BY	DESCRIPTION
A	7/29/16	M.P.	INITIAL RELEASE

DESIGN NOTES:

100% ALUMINUM
 AAMA APPROVED POWDERCOAT
 MULTIPLE FACEPLATE DESIGNS
 LOUVER AND RAIN PAN INSERTS
 DELIVERED ASSEMBLED

DWN BY: CHK BY: ENG. BY:

SCALE: 1:32

SHT. NO:

P-1.00

Reproduction of this document without the written authorization of
 AWNEX, Inc. is strictly prohibited Copyright 2015, AWNEX, Inc.